

ALFAGRES[®]

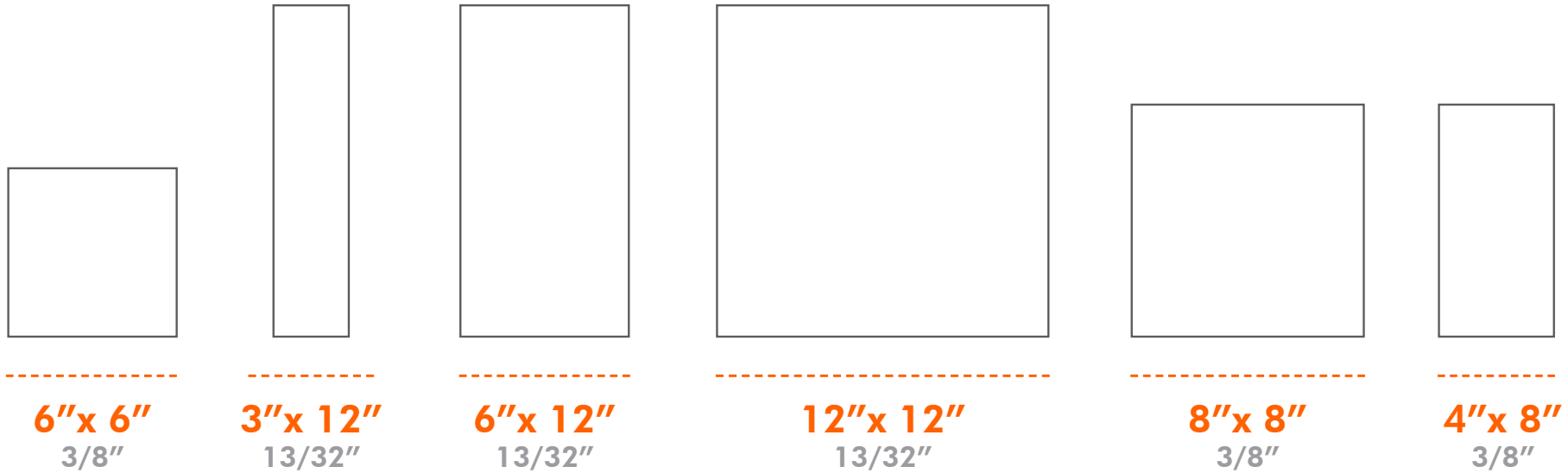
**QUARRY
TILE**

INDEX

QUARRY TILE

SIZES -----	4
QUARRY TILE -----	6
QUARRY TRIMS -----	7
QUARRY COLONIAL ----	9
KLINKER	
PORCELAGRES -----	11
KLINKER ACQUA -----	13
TECHNICAL	
INFORMATION -----	14

SIZES



FINISHED



Smooth



Abrasive



Wire Cut



QUARRY TILE

QUARRY TILE



SPANISH RED SMOOTH
225000384
6"x 6"

SPANISH RED ABRASIVE
225000386
6"x 6"

SPANISH RED SMOOTH
225000390
4"x 8"

SPANISH RED SMOOTH
225000381
8"x 8"

SPANISH RED SMOOTH
225000376
12"x 12"



SAHARA SAND SMOOTH
225000385
6"x 6"

SAHARA SAND ABRASIVE
225000388
6"x 6"

SAHARA SAND SMOOTH
225000382
8"x 8"

SAHARA SAND SMOOTH
225000377
12"x 12"



MOCCA SMOOTH
225005609
6"x 6"

MOCCA SMOOTH
2250006648
12"x 12"



CHOCOLATE SMOOTH
225024006
12"x 12"

QUARRY TRIMS



1

**INSIDE CORNER
SPANISH RED**
225000344
1"x 6"

**INSIDE CORNER
SAHARA SAND**
225000345
1"x 6"



2

**OUTSIDE CORNER
SPANISH RED**
225000347
1"x 6"

**OUTSIDE CORNER
SAHARA SAND**
225000348
1"x 6"



3

**COVE
SPANISH RED**
225008126
6"x 6"

**COVE
SAHARA SAND**
225008127
6"x 6"



COLONIAL GRAY SMOOTH

QUARRY TILE

COLONIAL



COLONIAL RED SMOOTH


888 100622

6" x 6"

COLONIAL RED ABRASIVE

888 100623

6" x 6"



COLONIAL GRAY SMOOTH

888 100676

6" x 6"

SAHARA GRAY ABRASIVE

888 100684


6" x 6"



KLINKER PORCELAGRES

QUARRY TILE

K L I N K E R P O R C E L A G R E S




BONE

225023342
12"x 12"
225023345
6"x 6"



TAUPE

225023343
12"x 12"
225023346
6"x 6"



GREY

225023344
12"x 12"
225023347
6"x 6"



KLINKER ACQUA

QUARRY TILE

K L I N K E R A C Q U A



GREY
225024026
3"x 12"



BONE
225024027
3"x 12 "



TAUPE
225024028
3"x 12"



WHITE
225024029
3"x 12"



LIGHT BLUE
225024030
3"x 12"

QUARRY TILE

Technical information

ANSI A 137.1	SPECIFICATION	TEST	STANDARD	ALFAGRES
	Water Absorption	ASTM C373	≤ 5%	≤ 5%
	Caliber Range (Variation from average facial dimension of sample)	ASTM C499	Minimum -0.75% or -0.09 in (-2.3 mm) Maximum 0.75% or 0.09 in(2.3 mm)	≤ ±0.75% or ≤ 0.09 in
	Wedging	ASTM C502	Minimum-1.00% or -0.12 in (-3.1 mm) Maximum 1.00% or 0.12 in(3.1 mm)	≤ ±1% or ≤ 0.12 in
	Warpage Edge	ASTM C485	Minimum-1.50% or -0.18 in (-4.6 mm) Maximum 1.50% or 0.18 in(4.6 mm)	≤ ±0,75% or 0.09 in
	Warpage Diagonal	ASTM C485	Minimum-1.00% or -0.17 in (-4.3 mm) Maximum 1.00% or 0.17 in(4.3 mm)	≤ ±0,75% or 0.13 in
	Thickness	ASTM C499	Range: 0.050 in (1.27 mm)	≤ 0.040inch
	Examination for Facial and Structural Defects	ANSI A 137.1	2.5% AQL Inspection Level 2 Normal Sampling Plan	Pass
	Modulus of Rupture thickness ≥ 0,2953 inch	ASTM C674	Minimum 2900,7 psi minimum individual 2610,6 psi	> 2900,7 psi
	Breaking Strength (Lb)	ASTM C648	Average > 250 lbf. Individual > 225 lbf.	> 210 lbf
	Deep Abrasion	ASTM C 1343	(Class E2) Loss < 0,0168 inch ³	< 0,0168 in ³
	Resistance to Freeze/Thaw Cycling	ASTM C1026	Observations after 300 cycles. No visible damage.	not affected
	Dynamic C.O.F. (WET) DCOF	UNE 138001	The higher the rating, the higher the slip resistance.	≥ 0,42
	Scratch Hardness (MOHS)	UNE-EN 15771:2011	No Industry Standard	6-8
	Resistance to Chemical Attack	ASTM C650	As Reported	not affected

Quarry tile

Packing List								
Inches/Cms	PCS	SF		WEIGHT (GROSS)				
	Box	Box	Pallet	Box		Pallet		
Quarry Aqua 3x12/ 7x30	44	0.96	51.8		KG	22.40	KG	1,237
			54	BX	LB	49.38	LB	2,726
Quarry Tile 4x8/ 20x10	48	1.0	65.0		KG	24.50	KG	1,620
			65	BX	LB	54.01	LB	3,570
Quarry Tile 6x6/ 15x15 <i>Smooth (Liso)</i>	44	1.0	66.0		KG	21.60	KG	1,453
			66	BX	LB	47.62	LB	3,202
Quarry Tile 6x6/ 15x15 <i>Abrasive (Abrasivo)</i>	44	1.0	66.0		KG	21.78	KG	1,464
			66	BX	LB	48.02	LB	3,169
Quarry Tile 8x8/ 20x20	24	1.0	65.0		KG	24.50	KG	1,620
			65	BX	LB	54.01	LB	3,570
Quarry Portal 6x12/ 30x15	22	1.0	66.0		KG	21.60	KG	1,453
			66	BX	LB	47.62	LB	3,202
Quarry Tile 12x12/ 30x30	11	1.0	51.0		KG	22.50	KG	1,175
			51	BX	LB	49.60	LB	2,589

Products sold by units (BN, Cove, Corners)

Packing List							
Inches/Cms	PCS	SF		WEIGHT (GROSS)			
	Box	Box	Pallet	Box		Pallet	
Quarry Aqua 3x12/ 7x30	11		561	KG	27.40	KG	1,397
			51	BX	LB	60.28	LB
Quarry Tile 4x8/ 20x10	44		2904	KG	23.00	KG	1,518
			66	BX	LB	50.60	LB
Quarry Tile 6x6/ 15x15 <i>Smooth (Liso)</i>	12		2448	KG	8.00	KG	1,632
			204	BX	LB	17.60	LB
Quarry Tile 6x6/ 15x15 <i>Abrasivo (Abrasivo)</i>	10		N/A	KG	1.95	KG	
				LB	4.29	LB	



ALFAGRES[®]

www.alfagres.com
architectural@alfagres.us

Florida

7122 N.W. 50th Street
33166 Miami, FL
Phone: 305 594 3922 or 1 800 357 5472
Fax: 786 272 0644 or 1888 594 0052

Texas

9612 W. Tidwell Rd
77041 Houston, TX
Phone: (214) 349 6700
Fax: (214) 231 3080